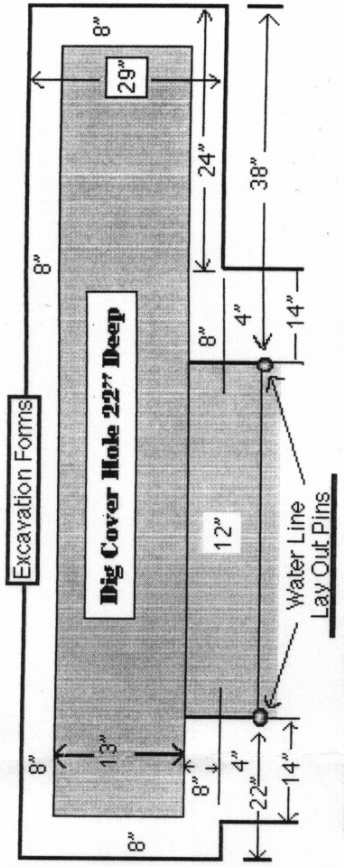
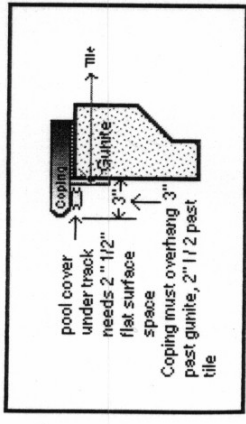


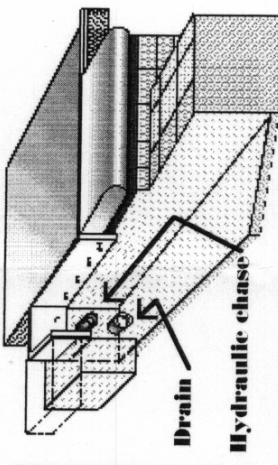
- Pool Cover Box Gunitite Standards**
1. Minimum depth standard beam (14")
 2. Minimum depth from tile beam (12")
 3. Minimum width of box for pool up to 45' (13")
 4. 45' to 60' = 14" wide
 5. 60' to 75' = 15" wide
 6. 75' to 90' = 16" wide
 7. Box extension past tile line for non-drive end (12")
 8. Box extension past tile line for (motor) drive end (30")
 9. 2" minimum hydraulic chase line
 10. Cover must always have a drain installed



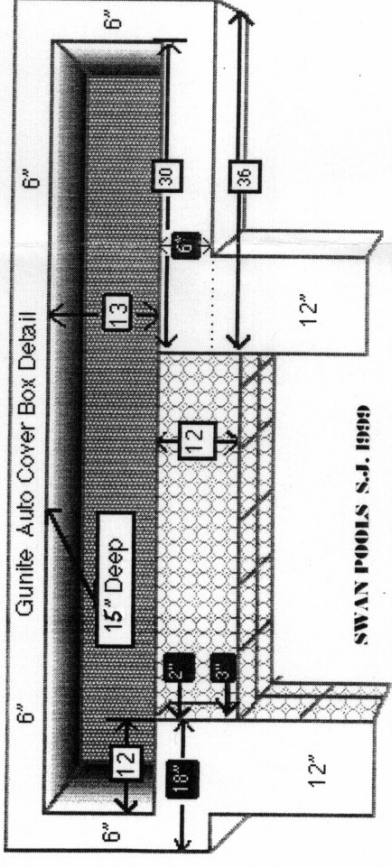
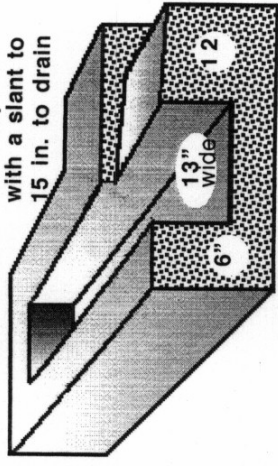
Under Track & Copping Placement



Tile Copping & Deck set up



Gunitite shell 14" deep box with a slant to 15 in. to drain



SWAN POOLS S.J. 1999

Cover box Side View

