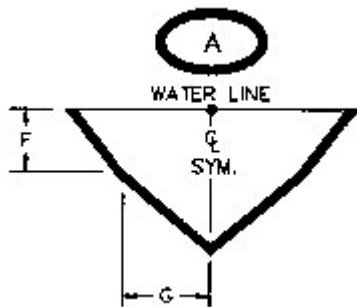
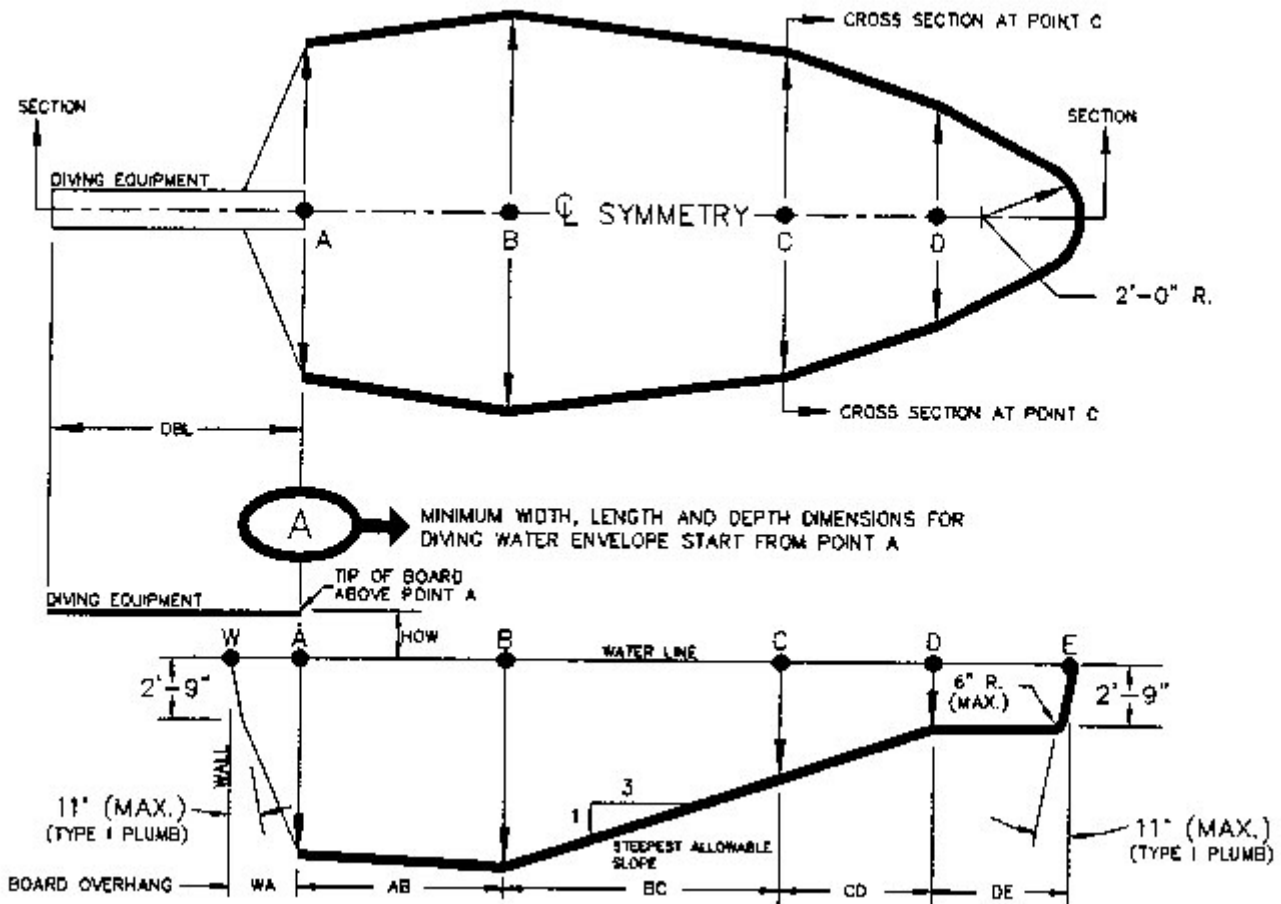


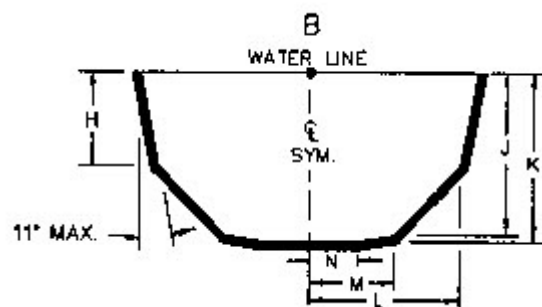
# ANSI / NSPI-5 1995 STANDARD FOR RESIDENTIAL INGROUND SWIMMING POOLS

## MINIMUM DIVING WATER ENVELOPE

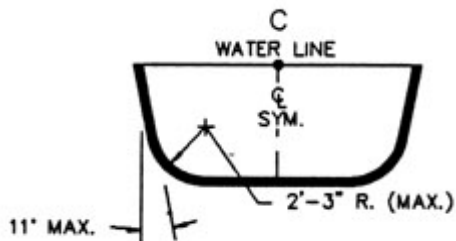
- See Appendix J for Individual Pool Type Minimum Diving Water Envelopes.
- \*Min. length between point CD may vary based upon water depth at point D and the slope between point C & D.
- **\*\*ABBREVIATIONS: DBL = Diving Board Length, DB = Diving Board, JE1 = Jump Board, HOW = Height Over Water.**
- **IMPORTANT: The walls of a Type I Pool, when defining the Maximum Diving Water Envelope shall be plumb.**
- Drawings are not scale.
- All dimensions are minimum, except where noted as maximum.
- One half (1/2) the width shown at each point shall be available on each side of the diving equipment centerline.
- Minimum water depth under tip of diving board (point A) is important to maintain.



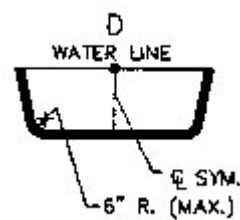
CROSS SECTION AT POINT A



CROSS SECTION AT POINT B



CROSS SECTION AT POINT C



CROSS SECTION AT POINT D

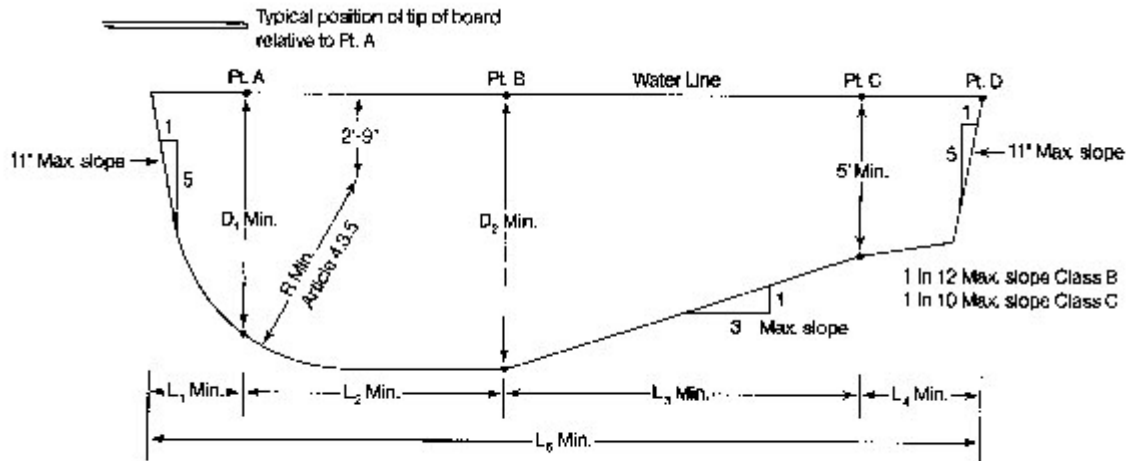
## CROSS SECTION AT POINT C

Pool Type	Max. Diving Board Length DBL**	Max. Height Over Water HOW**	Minimum Depths at Point				Minimum Widths at Point			
			A	B	C	D	A	B	C	D
0	<b>Diving Equipment is Prohibited</b>									
I	6' DB / 6' JB	20"	6'-0"	7'-6"	5'-0"	2'-9"	10'-0"	12'-0"	10'-0"	8'-0"
II	8' DB / 6' JB	20"	6'-0"	7'-6"	5'-0"	2'-9"	12'-0"	15'-0"	12'-0"	8'-0"
III	10' DB / 8' JB	26"	6'-10"	8'-0"	5'-0"	2'-9"	12'-0"	15'-0"	12'-0"	8'-0"
IV	10' DB / 8' JB	30"	7'-8"	8'-6"	5'-0"	2'-9"	15'-0"	18'-0"	15'-0"	9'-0"
V	12' DB / 8' JB	40"	8'-6"	9'-0"	5'-0"	2'-9"	15'-0"	18'-0"	15'-0"	9'-0"

Pool Type	Minimum Lengths between points						Cross Sectional Dimension at Point A		Cross Sectional Dimension at Point B					
	WA	AB	BC	CD*	DE	WE	F	G	H	J	K	L	M	N
0	<b>Diving Equipment is Prohibited</b>													
I	1'-6"	7'-0"	7'-6"	varies	6'-0"	28'-9"	2'-9"	5'-0"	4'-0"	7'-2.5"	7'-6"	6'-0"	3'-9"	2'-1.5"
II	1'-6"	7'-0"	7'-6"	varies	6'-0"	28'-9"	2'-9"	3'-10"	4'-2"	7'-2.5"	7'-6"	6'-8"	3'-9"	2'-1.5"
III	2'-0"	7'-6"	9'-0"	varies	6'-0"	31'-3"	2'-9"	4'-7.5"	4'-4.5"	7'-5.5"	8'-0"	6'-7"	3'-11.5"	1'-7.5"
IV	2'-6"	8'-0"	10'-6"	varies	6'-0"	33'-9"	2'-9"	5'-10.5"	3'-10"	7'-8"	8'-6"	8'-3"	5'-7"	2'-7"
V	3'-0"	9'-0"	12'-0"	varies	6'-0"	36'-9"	2'-9"	6'-2"	3'-11.5"	7'-9.5"	9'-0"	8'-2.5"	5'-9"	2'-1"

# ANSI / NSPI-1 1991 STANDARD FOR PUBLIC SWIMMING POOLS

## MINIMUM DIMENSIONS FOR DIVING PORTION OF CLASS B AND C POOLS



NOTE:  $L_4$  is a minimum dimension to allow sufficient length opposite the board. This may of course be lengthened to form the shallow portion of the pool.

Pool Type	Related Diving Equipment		Minimum Dimensions								Minimum Width of Pool at:		
	Max. Diving Board Length	Max. Board Height Over Water	D1	D2	R	L1	L2	L3	L4	L5	PT.A	PT.B	PT.C
VI	10'	26" (.66m)	7' - 0"	8' - 6"	5' - 6"	2' - 6"	8' - 0"	10' - 6"	7' - 0"	28' - 0"	16' - 0"	18' - 0"	18' - 0"
VII	12'	30" (.76m)	7' - 6"	9' - 0"	6' - 0"	3' - 0"	9' - 0"	12' - 0"	4' - 0"	28' - 0"	18' - 0"	20' - 0"	20' - 0"

VIII	16'	39" (1.0m)	8' - 6"	10' - 0"	7' - 0"	4' - 0"	10' - 0"	15' - 0"	2' - 0"	31' - 0"	20' - 0"	22' - 0"	22' - 0"
IX	16'	118" (3.0m)	11' - 0"	12' - 0"	8' - 6"	6' - 0"	10' - 6"	21' - 0"	0	37' - 6"	22' - 0"	24' - 0"	24' - 0"

This drawing does not show the shallow portion of the pool.

L2, L3 and L4 combined represent the minimum distance from the tip of board to pool wall opposite diving equipment.

For board heights exceeding 3 meters see Article 4.5.2.

**\*NOTE: Placement of boards shall observe the following minimum dimensions. With multiple board installations minimum pool widths must be increased accordingly.**

- Deck Level Board to Pool Side 8'
- 1 Meter Board to Pool Side 10'
- 3 Meter Board to Pool Side 11'
- 1 Meter or Deck Level Board to 3 Meter Board 10'
- 1 Meter or Deck Level Board to another 1 Meter or Deck Level Board 8'
- 3 Meter to another 3 Meter Board 10'